

# X3 System™



## COST EFFECTIVE, MODULAR STORAGE

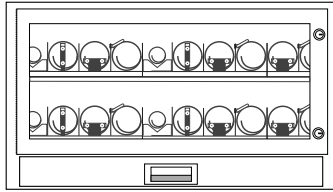
The CribMaster X3 System is a customizable, benchtop vending solution that allows secure, à la carte dispensing anywhere in your operation. The flexibility of the system improves workflow by allowing authorized users easy access to their high-use inventory within reach at the point of use. Each helix or carousel module can be vertically stacked in a small footprint to create satellite vending of your tool crib inventory. The inventory management software behind the system provides the critical data needed to accurately manage any type of indirect material.

- Capable of dispensing single inserts
- Expandable modular design
- Smaller scale vending
- Combines helix and carousel modules in a single footprint

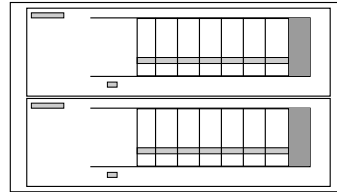


# X3 System Configurations

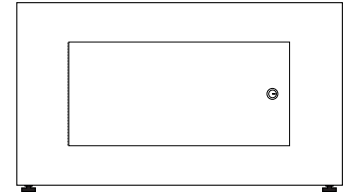
The X3 System modules come in main and auxiliary units, same as in their full sized ToolBox and ProStock counterparts. Paired with the expansion module, you can achieve greater flexibility for an expandable cost effective solution.



ToolBox Module†



ProStock Module†



Base††

## ToolBox Module

| Single Helix Configuration  |       |      |      |      |      |      |      |      |      |      |
|---|-------|------|------|------|------|------|------|------|------|------|
| Helix count   | 5     | 7    | 8    | 9    | 10   | 12   | 15   | 18   | 24   | 32   |
| Slot depth (cm)*  | 10.26 | 7.37 | 6.38 | 5.72 | 5.13 | 4.22 | 3.30 | 2.67 | 1.91 | 1.35 |
| Each single helix shelf can hold 10 SKUs in a 6.35 cm opening<br>Shelf height 13.97-18.42 cm<br>Maximum shelf capacity 45.3592 kg |       |      |      |      |      |      |      |      |      |      |

## ProStock Module

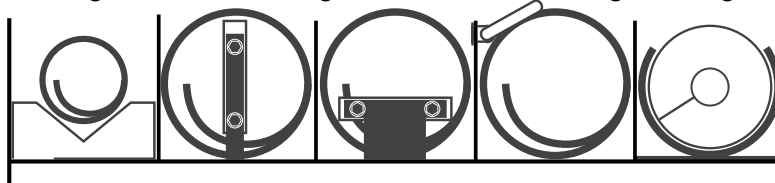
| Usable Carousel Bin Dimensions   |      |      |      |       |       |       |       |       |       |       |
|--|------|------|------|-------|-------|-------|-------|-------|-------|-------|
| Section divide   | 1    | 2    | 3    | 4     | 5     | 6     | 7     | 8     | 9     | 10    |
| Front width (cm)   | 3.05 | 6.10 | 9.14 | 12.19 | 15.24 | 18.29 | 21.33 | 24.38 | 27.43 | 30.48 |
| Back width (cm)  | 0    | 0.48 | 0.97 | 1.42  | 1.91  | 2.39  | 2.87  | 3.35  | 3.84  | 4.32  |
| Each carousel bin height is 24.384 cm and depth is 12.065 cm<br>Carousels are field-configurable<br>Maximum carousel capacity 15.875733 kg |      |      |      |       |       |       |       |       |       |       |

## Accessories

- Side-attaching shelf to hold ATR, prox stand, scanner or other items under 4.53592 kg
- V-channel mini helix to vend small narrow items such as single cutting tool insert boxes and earplugs

| Mini Helix Configuration |      |      |      |
|--------------------------|------|------|------|
| Helix count              | 10   | 20   | 32   |
| Slot depth (cm)*         | 4.75 | 2.44 | 1.35 |

- Vertical inner helix partition to vend narrow items such as end mills and pens
- Riser platform to vend short items such as battery packs
- Flip bar pusher as an alternative to the vertical partition to vend items such as narrow insert boxes and end mill boxes
- Auger helix for vending small items such as single cutting tool inserts and welding tips



V-channel & Mini Helix

Vertical Partition

Riser Platform

Flip Bar Pusher

Auger

†Optional leveling feet available

††Base is available with or without a cabinet door

\*Not the actual size of opening. Slot depth is measured from the peak of one spiral pitch to the next.

# X3 System Issue Process

Combining carousel and helix-style dispensing makes vending from the X3 system an easy process.

1. **Authenticate:** The user self-authenticates with an employee badge or other optional login methods and enters user-defined cost centers if required.
2. **Select:** Through the touchscreen interface, the user selects the item(s) from the item image screen or item description displayed.
3. **Issue:** The user selects the issue function and removes dispensed item(s).
4. **Record:** The software records the transactions and the database is updated.

## Software Functions

### CribMaster Software

- Item/group level access
- ERP integration
- User-defined cost centers
- Track real-time data
- Issue by kits

### Point-of-Use Interface (ATR)

- User specific multi-language support
- Favorite items list by employee
- Vend by item images

## Suggested Product Types

The X3 modules are tailored to dispense small PPE and cutting tools such as:

- Single or multi-pack inserts
- Batteries
- Safety glasses
- Filters
- Tape
- Fasteners
- Welding tips



# X3 System Specs

| Module Exterior Dimensions |                              |            |
|----------------------------|------------------------------|------------|
| Height                     | 16.5 in                      | 41.91 cm   |
| Width                      | 30 in                        | 76.2 cm    |
| Depth                      | 30 in                        | 76.2 cm    |
| Base Exterior Dimensions   |                              |            |
| Height                     | 17 in                        | 43.18 cm   |
| Width                      | 30 in                        | 76.2 cm    |
| Depth                      | 30 in                        | 76.2 cm    |
| Vending Drawer Dimensions  |                              |            |
| Height                     | 2.75 in                      | 6.99 cm    |
| Width                      | 27 in                        | 68.58 cm   |
| Depth                      | 4.25 in                      | 10.80 cm   |
| Weight                     |                              |            |
| ToolBox Module             | 125 lbs                      | 56.699 kg  |
| ProStock Module            | 150 lbs                      | 68.0389 kg |
| Power Requirements         |                              |            |
| Amps                       | 2                            | 2          |
| Voltage                    | 120                          | 220        |
| Operating Environment      |                              |            |
| Temperature                | 0°C to 35°C (32°F to 95°F)   |            |
| Humidity                   | 20% to 85% (no condensation) |            |
| Technical Info             |                              |            |
| Windows OS                 |                              |            |



CribMaster European  
Headquarters  
De Kleetlaan 5 BC  
1831 Diegem (Brussels), Belgium

International Phone:  
+32 2 243 29 50

Local Phone:  
Belgium: 0 800 485 46  
France: 0 805 11 00 91  
Germany: 0 800 723 8376  
Poland: 00 800 121 5009  
Spain: 800 099 889  
United Kingdom: 0 800 376 2988  
Email: eu.sales@cribmaster.com